



SEND MONEY TO YOUR LOVED ONES OVERSEAS USING YOUR MOBILE PHONE!



Open to all local mobile operators










Safe & worry-free



Remit 24/7



Low transaction fee & competitive exchange rate

Country	Remit To	Remittance Method	Remittance via Mobile Phone / Over the Counter
 Philippines	<ul style="list-style-type: none"> List of banks <ul style="list-style-type: none"> - BDO Unibank - Security Bank - United Coconut Planters Bank - Union Bank - Allied Bank - Allied Savings Bank - China Bank - China Bank Savings - East West Bank - Metrobank - Philippine Savings Bank - Philippine National Bank - RCBC - RCBC Savings Bank - Maybank Phils. INC. - HSBC - Land Bank - BPI - BPI Savings 7,000 Pick-up Centres: <ul style="list-style-type: none"> - Globe Load Distributors - Globe stores - Megalink, Expressnet and Bancnet ATMs (only with GCASH Express ATM Card) - Pawnshops: Villarica Pawnshop, Tambunting Pawnshop and Prime Asia Pawnshop - Rural Banks: Philippine Rural Bank, GM Bank and One Network Bank 13,000 ATMs 	 and over 11 other banks	\$3.50
			\$4.00
		GCASH Wallet	\$2.50
		GCASH Remit	\$4.00
	<ul style="list-style-type: none"> List of banks <ul style="list-style-type: none"> - Bank Mandiri - Bank Rakyat Indonesia - Bank OCBC NISP - BCA - Bank CIMB NIAGA - Bank Danamon - Bank ICB Bumiputera Indonesia - Bank Muamalat - Bank Negara Indonesia - Bank Panin - Bank Permata - Bank BTN - Bank Sinarmas - Bank Syariah Mandiri - Bank UOB Buana List of Cashout locations for TCash <ul style="list-style-type: none"> - Grapari Telkomsel - Selected Outlet with BangTCASH logo - Indomaret/Alfamart Cashout fees for TCash <ul style="list-style-type: none"> - Grapari Telkomsel : IDR0 - Selected Outlet with BangTCASH logo : IDR3,000 - Indomaret/Alfamart : IDR5,000 		\$9.00
		 and over 11 other banks	\$8.50
			\$2.50




SEND MONEY TO YOUR LOVED ONES OVERSEAS USING YOUR MOBILE PHONE!



Open to all local mobile operators


















Safe & worry-free



Remit 24/7



Low transaction fee & competitive exchange rate

Country	Remit To	Remittance Method	Remittance via Mobile Phone / Over the Counter
 India	<ul style="list-style-type: none"> List of banks <ul style="list-style-type: none"> - Andhra Bank - Axis Bank Ltd - Bank Of Baroda - Bank Of India - Canara Bank - Corporation Bank - Federal Bank Ltd - HDFC Bank Ltd - ICICI Bank Ltd - Indian Bank - Indian Overseas Bank - Kotak Mahindra Bank Ltd - Punjab National Bank - South Indian Bank - State Bank Of India - State Bank Of Travancore - Tamilnad Mercantile Bank Ltd - Union Bank Of India - Vijaya Bank - Yes Bank Ltd 	    <p>and over 16 other banks</p>	\$3.50
 Bangladesh	<ul style="list-style-type: none"> Cash pick-up at at more than 5400 outlets <ul style="list-style-type: none"> - Agrani Bank - Bangladesh krishi bank - Islami Bank Bangladesh - Sonali bank - Janata Bank Bangladesh - Pubali bank - Rupali bank 	<p>Cash pick-up at:</p>     <p>and over 3 other banks</p>	\$5.00
 China	<ul style="list-style-type: none"> List of banks <ul style="list-style-type: none"> - Agricultural Bank of China - China Construction Bank - Industrial and Commercial Bank China - Bank of Communications - China Citic Bank - China Merchants Bank - Postal Savings Bank of China - Bank of China 	    <p>and over 4 other banks</p>	\$7.50

GET STARTED!

1 Register for a remittance account at our flagship stores or roadshows

During registration, you'll need the following:

- Your NRIC/Work Permit/S Pass/E Pass/LTV Pass/D Pass
- Your recipient's particulars (mobile number, full name, date of birth and address)
- Proof of billing

Flagship stores or roadshows:

- Lucky Plaza, #01-11 (Mon – Sun, 9am – 8pm)
- City Plaza, #01-02 (Mon – Sat, 10:00am – 8pm | Sun, 9am – 8pm)

- Kinta Carpark @ Little India (Sunday: 3pm – 10pm)
- Other Dormitories Islandwide

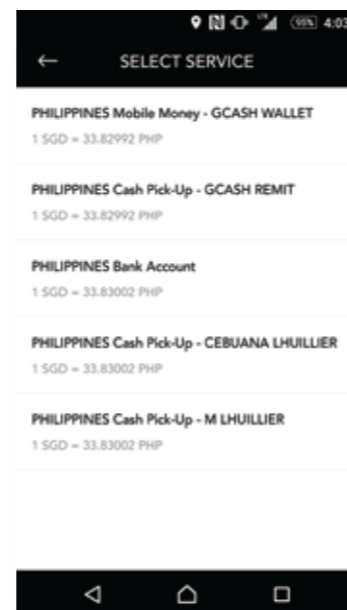
2 Top up your Prepaid & Dash balance on the go with your bank account/Singtel bill or at any of these locations:



3 Start remitting money using your mobile phone via Dash



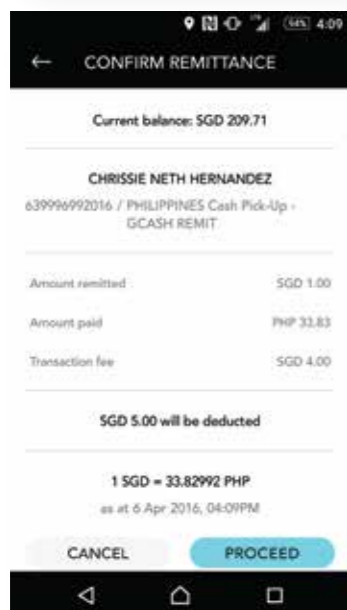
1 Select beneficiary



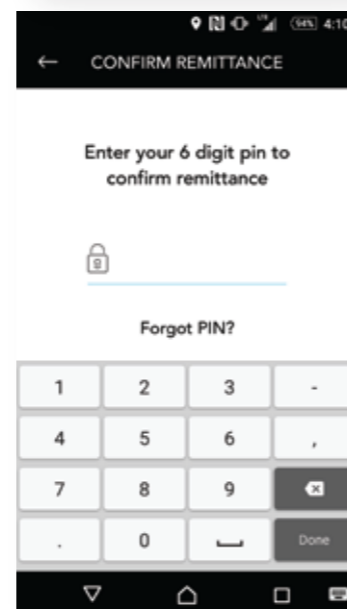
2 Select preferred remittance method



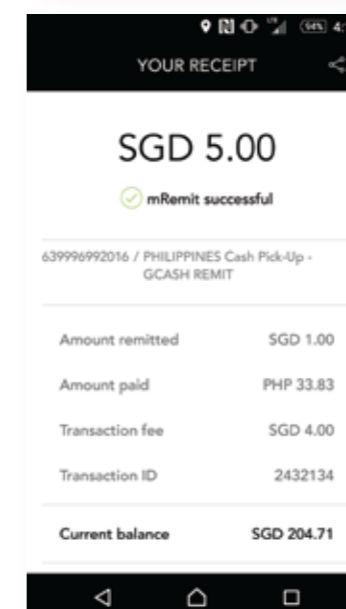
3 Enter amount



4 Check details and select 'Proceed' to confirm transaction



5 Enter PIN to authenticate transaction



6 You will receive a successful transaction confirmation via your app and SMS